





































































Printer Indicator Lights for an Epson Workforce 30

Light status	Problem and solution
      On Off Off	The WorkForce 30 Series is turned on.
      Flashing Off Off	The WorkForce 30 Series is busy. Wait for the  power light to stop flashing before turning off the printer.
      Flashing Flashing fast Flashing fast	The printer cover is open. Close the printer cover.
      Flashing Off On	Paper is out or multiple sheets of paper have fed at the same time. If paper is out, load more paper in the sheet feeder. If multiple sheets of paper have fed, press the  paper button to eject the paper.
      Flashing Off Flashing	Paper is jammed. Carefully remove the jam.
      On Flashing Off	One or more cartridges have low ink. Check the cartridge status to determine which cartridges are affected.
      Flashing Flashing Off	
      On On Off	An ink cartridge is expended, incorrectly installed. If an ink cartridge is likely to be expended, you must replace the cartridge to be able to print. If this is a new ink cartridge from Sawgrass Technologies proceed to Troubleshooting chip errors .
      Flashing On Off	
      Off Flashing Flashing	Parts inside the WorkForce 30 Series are at the end of their service life. Contact Epson for help.
      Off Flashing fast Flashing fast	There is a problem with the WorkForce 30 Series. Turn it off, open the printer cover, and remove any paper or other obstructions from the paper path. Then turn the printer back on. If the error is not resolved, contact Epson for help.