




















Printer Indicator Lights for an Epson 1900

Light status	Problem and solution
 Paper on	Paper may be out or multiple sheets may have fed into the sheet feeder. Load paper, if necessary, and press the  paper button. The CD/DVD tray may not be inserted.
 Paper flashing	Paper may have jammed in the sheet feeder or manual feed slot. Press the  paper button to eject any jammed sheets, then open the printer cover and remove any paper jammed inside. Press the  paper button again to clear the error. The CD/DVD tray may be unable to eject. Gently pull out the CD/DVD tray and press the  paper button. The printer cover may be open. Close the printer cover to continue. (Leaving the printer cover open stops or prevents printing.)
 Ink on	An ink cartridge is expended, incorrectly installed. If an ink cartridge is likely to be expended, you must replace the cartridge to be able to print. If this is a new ink cartridge from Sawgrass Technologies proceed to Troubleshooting chip errors .
 Ink flashing	Ink in a cartridge is low. You can continue printing, or check which cartridge is low and replace it.
 Paper flashing and  Ink flashing fast	The CD/DVD tray guide cover is open while printing from paper loaded in the sheet feeder. Remove the loaded paper to print on a CD or DVD or close the CD/DVD guide cover to print on paper. Press the  paper button to clear the error.
 Paper flashing and  ink flashing or flashing alternately.	An unsupported device is connected to the external USB port. Connect only a PictBridge compatible digital camera to the external USB port.
 Power off  paper and  ink flashing alternately	Parts inside the R1900 Series are at the end of their service life or an unknown error has occurred. Contact Epson for help.
 Power off  paper and  ink flashing fast	The print head is obstructed by paper or other foreign material. Turn off the printer, remove any obstructions, and turn it back on. If the error persists, contact Epson.