





















Printer Indicator Lights for an Epson 1400

Light status	Problem and solution
Green  power light flashes	The printer is receiving a print job, replacing an ink cartridge, charging ink, or cleaning the print head.
Red  paper light is on and Green  power light flashes	If you're printing on paper, your paper ran out or multiple pages have fed at once. Load or reload paper, then press the  paper button to resume printing.
Red  paper light flashes and Green  power light flashes	If you're printing on paper, it is jammed in the printer. Press the  paper button to eject the paper. If that doesn't work, turn off the printer, open the cover, and remove all the paper inside, including any torn pieces. Then turn on the printer, reload paper, and press the  paper button.
Red  ink light flashes	An ink cartridge is nearly expended. Check the message that appears on your screen to determine which cartridge is nearly expended or follow the instructions in Checking the Ink Status. Make sure you have a replacement cartridge.
Red  ink light and Green  power light are both on	An ink cartridge is expended, incorrectly installed. If an ink cartridge is likely to be expended, you must replace the cartridge to be able to print. If this is a new ink cartridge from Sawgrass Technologies that still contains ink proceed to Troubleshooting Chip Errors .
Red  paper and Red  ink lights flash rapidly	Paper is loaded for printing, but the CD/DVD tray guide is open. If you want to print on paper, close the CD/DVD tray guide. If you want to print on a CD or DVD, remove the paper from the sheet feeder.
Green  power light is on, Red  paper and Red  ink lights flash alternately	An unsupported device is connected to the  PictBridge Port.
The  power light is off, Red  paper and Red  ink lights flash	Paper may be blocking movement of the print head or the printer may have an internal error. Turn off the printer, then open the cover and remove any jammed paper or other foreign objects. Wait a few seconds, then turn the printer on again. If the lights are still flashing, contact Epson.