

Macintosh OS X Sawgrass Palette Swatch Library: Illustrator CS2, CS3, CS4 & CS5

IMPORTANT: Before proceeding, be sure you have the correct ICC Profile installed. For assistance with ICC Profile installation, refer to the Installation Guide.

The Sawgrass Palette Swatch Library is installed during the installation of the ICC Profile. This Library is a collection of preset colors which are handpicked and highly suitable for use in creating designs when printing with ChromaBlast-R or SubliJet-R ink. The ICC Profile installer also includes a “Proof Palette”. The Proof Palette can be printed and transferred to create a color matching swatch booklet. The swatch booklet can then be used as a reference guide to see how colors on screen will appear once pressed to a desired medium.

Sawgrass Palette Swatch Library - Adobe Illustrator CS2, CS3, CS4 & CS5

1. With your Graphics Program open, click **Window** in the menu bar and select **Swatches** (see *FIGURE 1*).

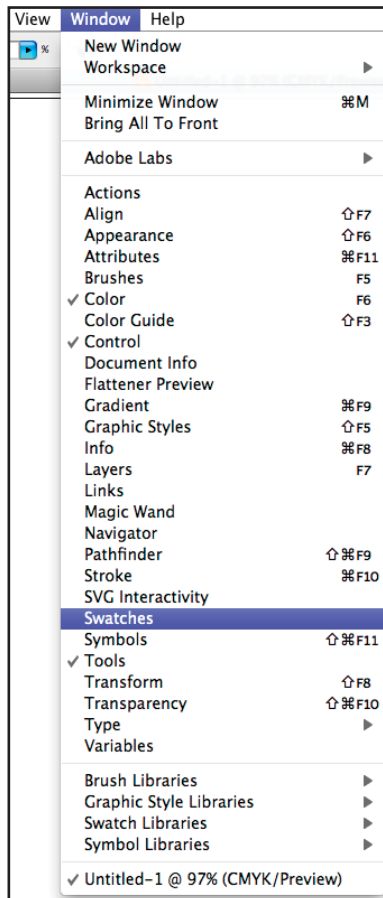


FIGURE 1

ChromaBlast-R & SubliJet-R: Macintosh OS X

Sawgrass Palette Swatch Library: Illustrator CS2, CS3, CS4 & CS5 *(cont'd 2:5)*

- This will open the Swatch menu. In the Swatches tab, you will click the drop-down arrow [▼] to access the Swatch sub-menu (see *FIGURE 2*).

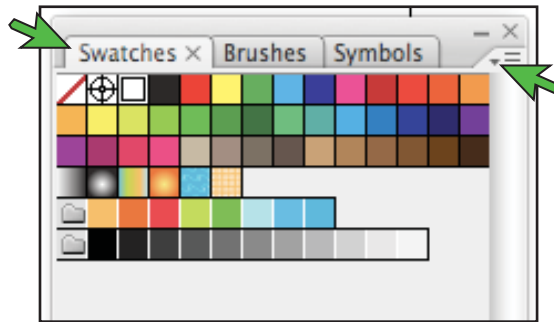


FIGURE 2

- The Swatch sub-menu should now be open. Here, you will click **Open Swatch Library...** (see *FIGURE 3*). When the second sub-menu appears, you will click **Other Library** (see *FIGURE 4*).

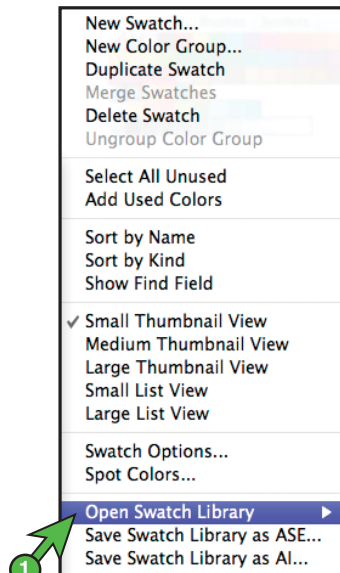


FIGURE 3

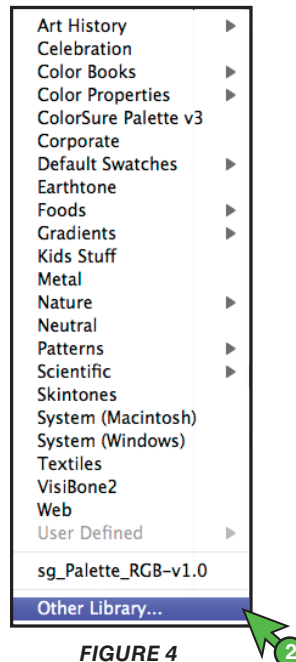


FIGURE 4

ChromaBlast-R & SubliJet-R: Macintosh OS X

Sawgrass Palette Swatch Library: Illustrator CS2, CS3, CS4 & CS5 (cont'd 3:5)

4. Navigate to the Sawgrass Palette file by clicking Macintosh HD > Library > Application Support > Sawgrass > Sawgrass Palette > CS2-CS3-CS4-CS5 and select **sg_Palette_RGB-v1.0.ase**. Then, with the file selected, click **Open** (see FIGURE 5).

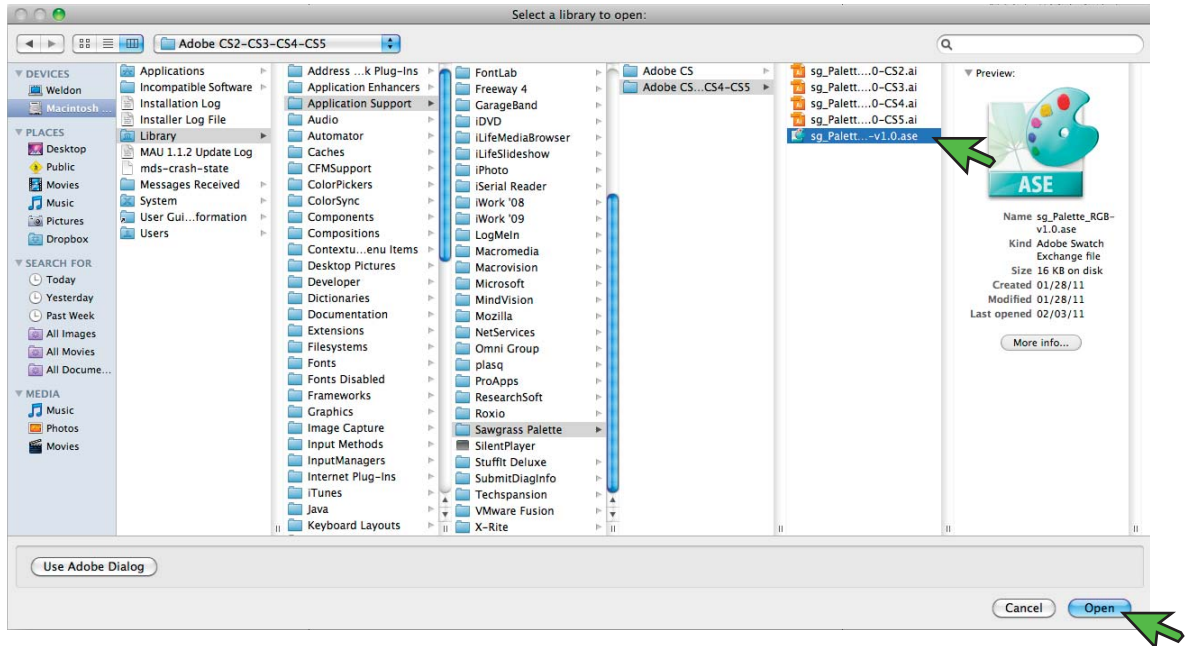


FIGURE 5

5. Once you have opened **sg_Palette_RGB-v1.0.ase**, the sg_Palette Swatch should automatically display in your Graphics Program (see FIGURE 6).

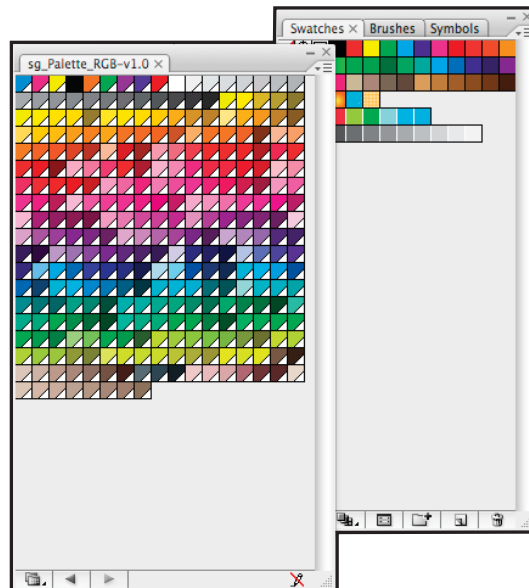


FIGURE 6

Congratulations! The Sawgrass Palette Swatch Library has now been added to your Graphics Program. Remember to select colors from this Swatch Library for consistent, spot on, color matching when creating and printing images using ChromaBlast-R or SubliJet-R ink.

ChromaBlast-R & SubliJet-R: Macintosh OS X Sawgrass Palette Swatch Library: Illustrator CS2, CS3, CS4 & CS5 (cont'd 4:5)

Creating a Swatch Booklet Using the Proof Palette

1. With your Graphics Program open, click **File** in the menu bar and select **Open** (see *FIGURE 7*).

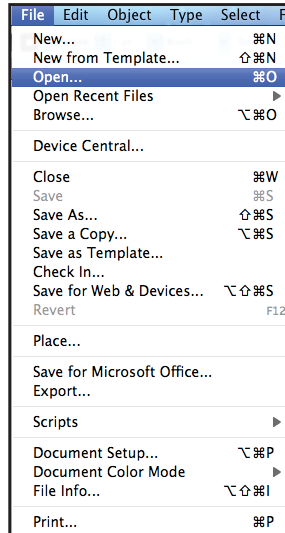


FIGURE 7

2. Navigate to the Sawgrass Palette file by clicking Macintosh HD > Library > Application Support > Sawgrass > Sawgrass Palette > CS2-CS3-CS4-CS5 and select **sg_Palette_RGB-v1.0-CS5.ai**. Then, with the file selected, click **Open** (see *FIGURE 8*).

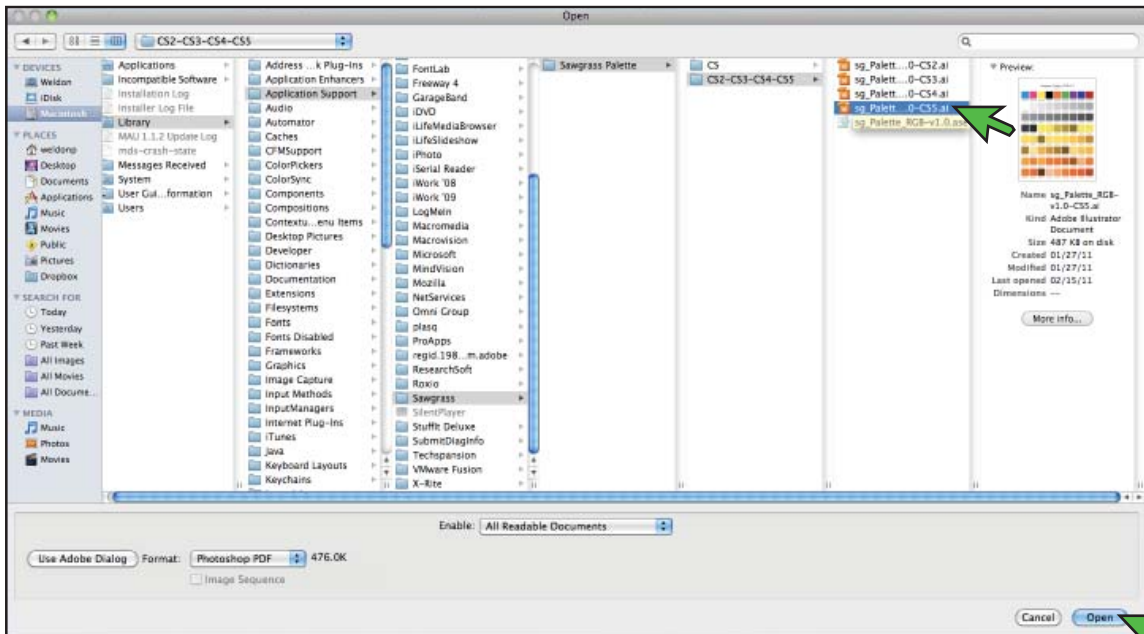


FIGURE 8

ChromaBlast-R & SubliJet-R: Macintosh OS X Sawgrass Palette Swatch Library: Illustrator CS2, CS3, CS4 & CS5 (cont'd 5:5)

- Once you have opened **sg_Palette_RGB-v1.0-CS5.ai** a new Proof Palette import window will appear. Select the Proof Palette you would like to import, ensure the resolution is set to 300 and the Mode is set to Adobe RGB (1998) and click **OK**. The Sawgrass Proof Palette should automatically display in your Graphics Program (see *FIGURE 9*).



FIGURE 9

- Print each of the Sawgrass Proof Palettes and press them to your preferred medium (see *FIGURE 10*). The transferred chart will be an excellent reference guide when selecting colors during the graphics design phase.



FIGURE 10

For the absolute latest information and updates on all products, materials, processes and/or procedures relative to all offerings by or through Sawgrass Technologies, Inc., please refer to our website:

www.sawgrassink.com